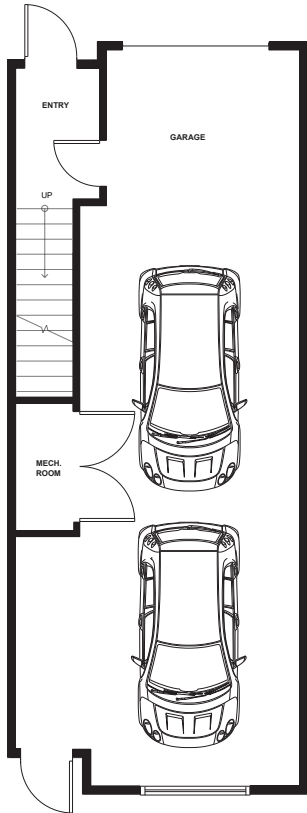


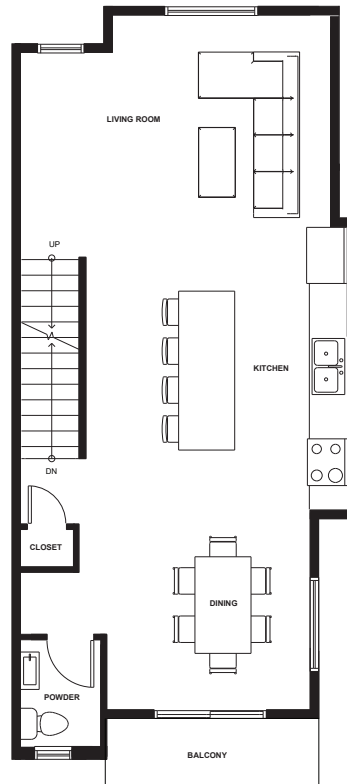
# TOWNHOME PLAN B3 - UNIT 85

3 BEDROOM, 2.5 BATHROOM

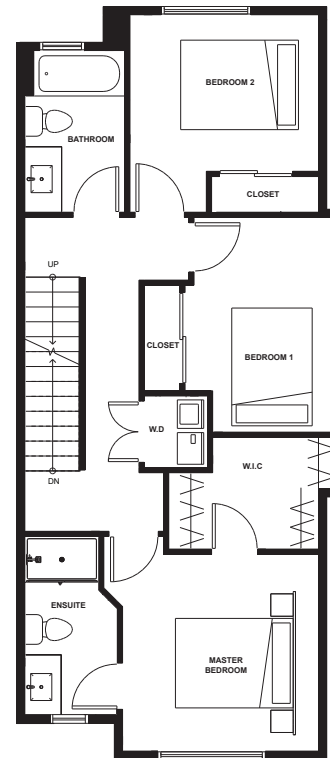
1631 SF



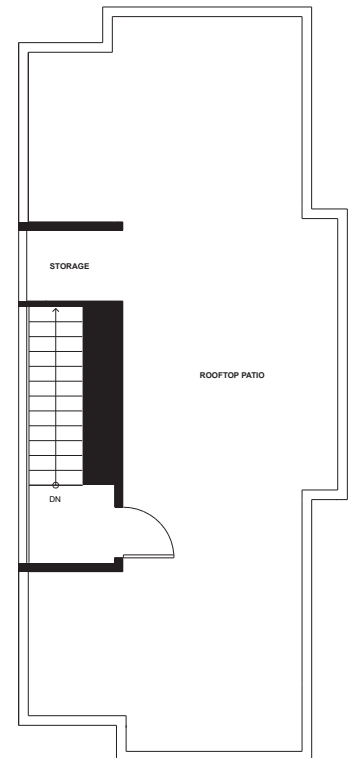
LOWER



MAIN



UPPER



ROOFTOP PATIO



All dimensions and sizes are approximate and based on architectural measurements. Photo renderings are for conceptual purposes only and should be used as general references. For specific details, please refer to the disclosure statement. \*Prices and promotions are subject to change or withdrawal without notice. As part of our commitment to uphold the high standards of the Skyview development, the developer reserves the right to modify or change plans, specifications, features, and prices without notice. Materials may be substituted with equivalent or better ones at the developer's discretion. E. & O.E.

Copyrights © 2024 Skyview. All rights reserved.

**TOTAL LIVEABLE: 1631 SF**

**ROOFTOP PATIO: 616 SF**